

FT Flexitest™ Family

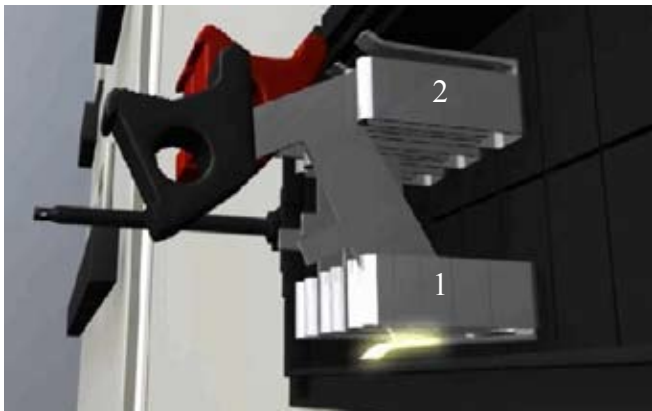
Switches, Covers and Test Plugs



FT Flexitest™ Family

Application

Setting the industry standard for many years, the ABB FT Flexitest™ Family provides a safe, simple, fast and reliable method in switchgear, breaker, relay, metering or industrial applications where in-service testing, isolation, calibration, or monitoring is required without de-powering panels.



Make at (1) before Break at (2)



Features

Safety

- “Make before break” short circuit feature safely isolates equipment from current transformer circuits and is rated for 600V and 30A.
- Standards - UL recognized, 1E qualified switches, ISO9001 certified facility
- Security - Meter seal capability through either of the cover studs prevents unauthorized access to the switch with the cover on.

Quality and longevity - unsurpassed with over 50 years of field proven application and vigorous quality testing programs

Flexibility - Switches are available any combination of 10 or 14 current or potential circuits as well as in assemblies to meet customer's application needs.

Convenience - immediate access to relay or other device circuits without disconnecting any wiring

Technical support - 24 hours a day, 7 days a week

Short lead times - stock to two weeks maximum, emergencies shipped within 24 hours - sometimes same day

ABB Substation Automation and Protection relays and products are backed by a **12 year warranty**.



FT Flexitest™ Test Switches

These switches are available with either screw or stud connections and with a clear or black cover. The black cover is important when all switches must be closed otherwise it will not mount.



Clear cover benefits:

- Visible blade position allowing for open or closed switches
- Prevents exposure to energized blades

FT-1

Basic test switch

- 10 pole
- Rear Connections
- Standard Depth
- Shown with clear cover



FT-14

Test switch with extra poles

- 14 pole
- Rear Connections
- Standard Depth
- Shown with clear cover



FT-1F

May be mounted inside switchgear rather than onto the panel

- 10 pole
- Front Connections
- Standard Depth
- Shown without cover



FT-1X

Extended to match the depth of nearby equipment for easier wiring

- 10 pole
- Rear Connections
- Extended Depth (10")
- Shown with clear cover




FT Flexitest™ Test Switch Assemblies

Test switch assemblies are on a pre-drilled 19" panel and come with up to 3 mounted FT switches. They can also be special ordered with meter and lockout switches. This allows for faster installation of the switches into switchgear.

FT-19R

- Has any combination of 3 FT-1 or FT-1X switches with up to 30 terminals
- 19" width
- Available in 2RU, 3RU and 4RUt and various colors/finishes
- Available with clear or black covers over each switch or as one long cover
- Has room for labels above each switch



FT-19RS

- 19" width
- Available in 2RU, 3RU and 4RUt and various colors/finishes

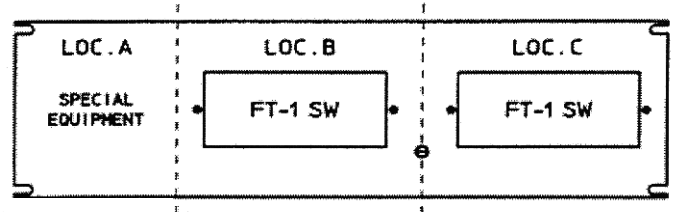
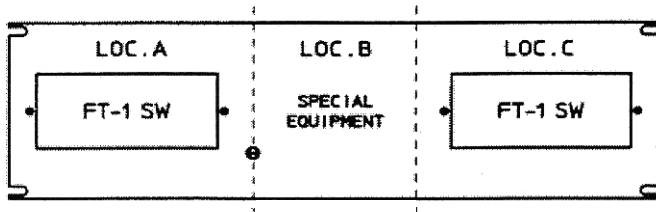
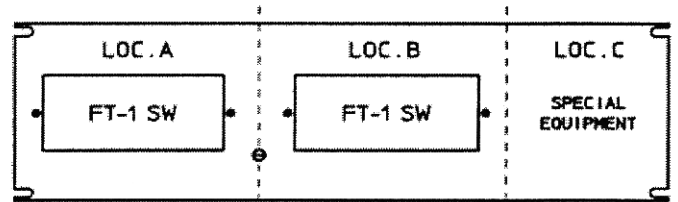


Front View



Rear View

Possible configurations:



FT Flexitest™ Test Plugs and Kit

Test plugs fit into the test switches and facilitate testing. They are compatible with standard banana plugs, spade lugs, ring lugs, meter test probes and custom/standard cables and harnesses.



FT Individual Test Plug

- Single pole for in-service measurement
- Wires are welded to the test plug before using



FT Separate Source Test Plug

- Universal configuration
- Isolates all devices that are wired into the test switch



FT In-Service Test Plug

- Configured for specific FT switch (not universal)
- Isolation testing performed according to configuration



FT Test Kit


Convenient set of tools for testing of any FT switch

- Test plugs (Individual and Separate Source)
- Test clips
- Test probes
- Patch cords
- Carrying case



Customize an FT Switch at <http://ft1switch.com>

Visit the site to configure a switch and quickly get a style no. for ordering purposes.


FT-1 Configurator

How-to use this Site: TO CONFIGURE: Select Base, Options, Poles & Handles. Click Configure... Need to start over? Click Reset.

TO SEARCH: Want to view an existing FT-1 or FT-14 Switch? You can search by Code No. or Style No.

Select Base: Stand Alone FT-1 FT-19R Replacement FT-1 Front Connected FT-1F FT-14

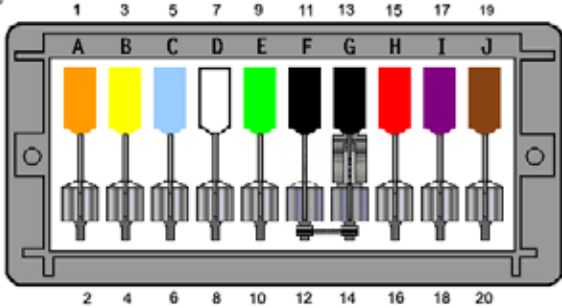
Letters = Pole Positions
Numbers = Rear Terminals

Select Options:

Cover:
 Black Cover
 Clear Cover

Terminals:
 Screw Terms.
 Stud Terms

Depth:
 Standard
 Extended (10")



Front View

Select Poles: All A B C D E F G H I J

Select Handles: Ora Yel Blu Wht Grn Blk Blk Red Pur Brn

FT-1 Style No:

Stand Alone Arrangement:

Get Data Sheet

Code No:

No. of Poles:

No. of Potentials:

No. of Currents:

Options:

SEARCH FT-1

By Style No. By Code No.

SEARCH FT-14

By Style No. By Code No.

Pole Descriptions

P	Potential
C	Current
D	Test Jack
S	Fixed Strap
X	Empty

C-C

C-A

C-B [Current Shorting](#)

C-D

C-E

C-S

[Configure FT-19R](#)

[Product Literature](#)

[ABB Test Equipment](#)

[AutoCAD Downloads](#)

Site Requirements: Internet Explorer Version 5.0 or later. [View / Text Size / Medium](#)

© Copyright 2007 ABB. All rights reserved.

ABB CONTACT FOR

United States of America

Sales: [John Milla](#)
[Contact Now](#)

Service: [Wendell Brown](#)
[Contact Now](#)



ABB Inc.
 4300 Coral Ridge Dr.
 Coral Springs, FL 33065
 Tel: +1 954-752-6700 or +1 800-222-1946
 Fax: +1 954-345-5329
www.abb.us/substationautomation



DB41-079 Rev. E, March 2008
 © Copyright 2008 ABB. All rights reserved.